


Don't Let the Dogs Bite:  
How to be Safe Around Dogs

# COLORING & ACTIVITY BOOK



Full of fun tips  
and awesome  
coloring pages

Dear Parents:

Many children are bitten and injured by dogs each year. Bites can result from family dogs, neighbor dogs, as well as strange dogs. These injuries often occur because children do not understand how to be safe around dogs.

"Don't Let the Dogs Bite: How to be Safe Around Dogs" can aid parents in teaching their children how to behave safely around dogs. After you read each page together, ask your child to explain the message presented in their own words. Consider presenting your child with a possible scenario involving the message on that page and have him respond (e.g., "If you see a dog you don't know and want to pet it, what should you do?"). And, of course, be sure to let your child enjoy coloring the pictures, exploring the activities, and solving the puzzles.

We hope you enjoy reading and working through "Don't Let the Dogs Bite" with your child. You may learn something too!

---

Hi Kids!

Dogs are known as "man's best friend" because they have formed strong bonds with us as pets, helpers, and companions. **Many dogs love to play and to be petted. But not all dogs are friendly or want to play all the time. If you are not careful, you could be bitten or hurt by a dog that is angry, afraid, or protecting its home and family.**

This "Don't Let the Dogs Bite" coloring and activity book will help you to understand the world from a dog's point of view. Each page of "Don't Let the Dogs Bite" gives you information about why dogs behave the way they do. By completing the coloring pages, crosswords, word searches, and other activities in this book, you will learn how to make sure that your time with dogs is fun and safe.

After you finish, there is a certificate at the back of the book you can remove and display to show everyone that you are a Dog Safety Expert!



Always ask permission before  
you pet someone's dog.




It is never nice to tease a dog  
or to pull on his leash.



Dogs protect their food and toys.

Would you like a stranger to play with  
your things without asking for permission?

Dogs do not either.



# Word Search

R	B	D	K	T	Q	P	L	A	Y	X	A	L	P	S
U	P	D	O	G	X	A	S	D	H	F	U	O	I	N
N	B	J	M	N	T	I	O	R	E	P	E	T	T	I
R	D	X	U	B	Q	Y	D	K	P	R	U	P	B	F
B	H	U	B	O	A	L	D	F	A	X	C	V	M	F
A	T	I	U	N	W	O	Z	W	N	D	I	O	P	S
R	G	W	W	E	B	V	Y	I	T	R	B	A	L	L
K	Z	A	O	Q	V	E	T	G	O	O	R	E	W	Y
Y	I	L	X	C	V	B	N	M	H	O	U	I	O	G
P	O	K	I	P	U	P	P	Y	U	L	T	T	H	B
A	S	D	F	H	F	J	H	K	Z	B	E	A	R	S
D	W	A	G	W	E	Y	T	Y	F	A	M	I	L	Y
Q	O	P	C	B	M	S	Z	C	X	V	R	L	E	W
T	O	Y	S	Z	V	B	W	D	T	Y	I	L	S	P
E	T	U	I	K	F	U	R	C	B	L	E	A	S	H

- BALL
- BARK
- BONE
- DOG
- FAMILY
- FUR
- LEASH
- LOVE
- PANT
- PET
- PLAY
- PUPPY
- RUN
- SMELL
- TAIL
- TOYS
- VET
- WAG
- WALK
- DROOL



Dogs protect where they live.

Do not try to pet a dog through a fence.

What do you think the dog is trying to say?


- a) I want to show you a toy.
- b) This is MY house. Stay away!
- c) I just ate a giant burrito.



**BARK!**


Answer: b) The dog is protecting his home and is trying to warn you to stay away.

# Doggie Body Language



## Playful


Eyes wide open  
Perky ears  
Relaxed body or front lowered with rear end up  
Wagging tail  
Excited barking, panting, or soft growling



## Curious, Dominant or Alert

Ears up and forward  
Mouth closed or slightly open  
Tail sticking straight up or out from body  
Sometimes standing on tip-toe  
Low growl, grunt, or no noise at all


**BE CAREFUL!**



## Scared


Ears laid back  
Eyes looking away  
Tense or trembling body  
Tail between legs  
Whining, yelping, or low growl

**STAY AWAY!**



## Relaxed and Friendly


Ears perked up  
Open eyes  
Smiling mouth  
Relaxed tail, possibly wagging a little  
Short bark, whimpering, or no noise at all



## Submissive

Body trembling, lying on back with belly up  
Narrow eyes  
Licking  
Tail between legs  
Whining

**BE CAREFUL!**



## Aggressive

Ears back and close to head  
Narrow, angry eyes  
Teeth showing  
Body tense with hair raised on back  
Snarling, growling, or barking loudly

**STAY AWAY!**



Just like your mom protects you, a mother dog will protect her puppies.

Do not go near a dog that is taking care of her pups.






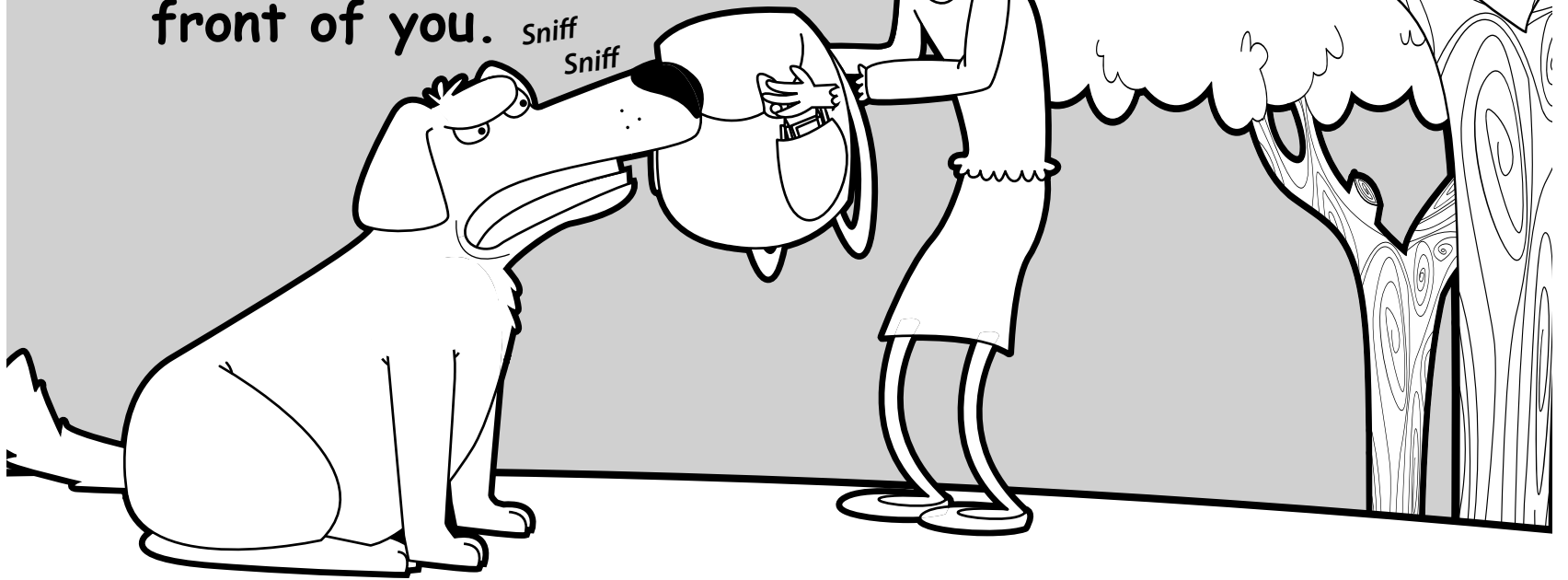
Sometimes dogs get loose.

If a strange dog comes near you, stand very still, like a tree.


I am getting bored.  
He is not moving at all.



If a strange dog comes up to you, hold out anything you have in front of you. Sniff Sniff




If a dog knocks you down, roll into a ball and cover your ears.




# Maze

Help the pup find his way to his mom.


Remember, if you see a strange dog or puppy, do not play with him without an adult being there with you.




Start




Finish





# Connect the dots! Just follow the numbers!



**Remember  
that it is  
important  
to be nice  
to all  
animals.**



# Crossword Puzzle



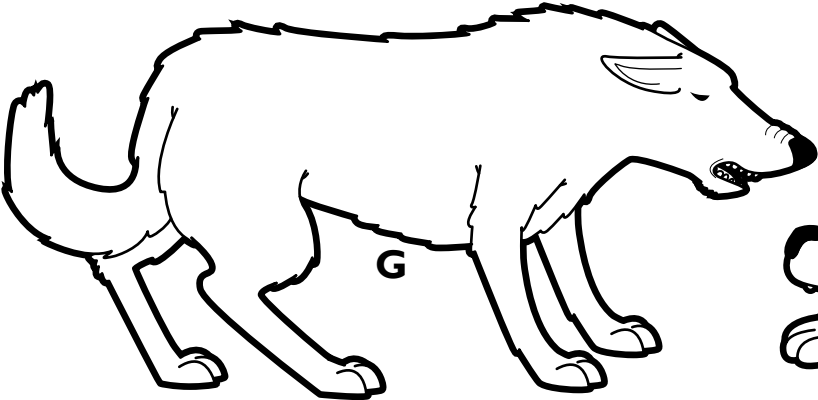
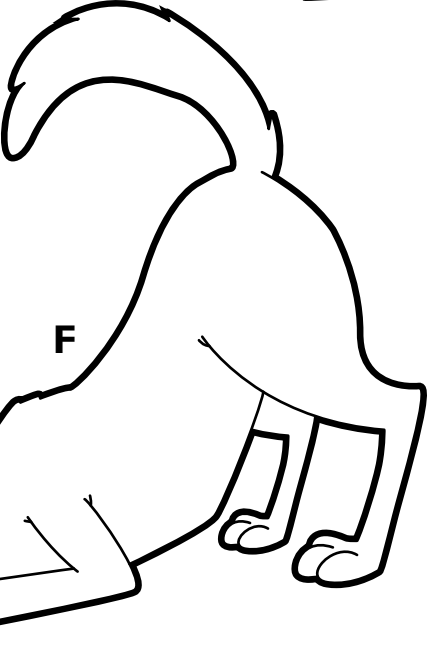
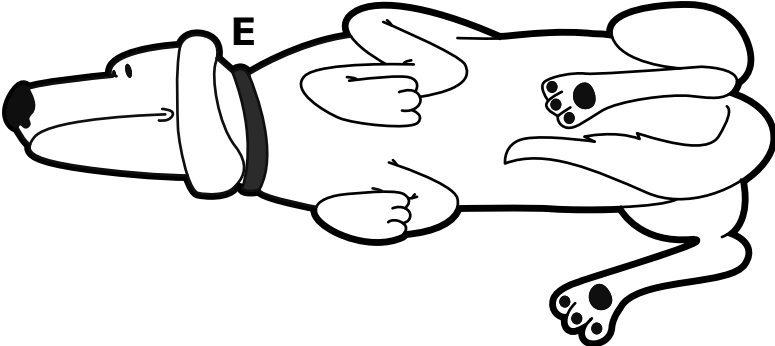




## Down

1. A dog will wag its \_\_\_\_\_ when it is happy to see you.
2. Dogs \_\_\_\_\_ when they get hot.
3. Always ask a dog's \_\_\_\_\_ for permission to pet their dog.
4. Feed your dog a \_\_\_\_\_ when he does something good.
5. Stand like a \_\_\_\_\_ when a strange dog comes near you.
6. Dogs have four \_\_\_\_\_. You have two.
7. Dogs have a really good sense of \_\_\_\_\_.
8. Never leave your dog in the \_\_\_\_\_ when you go shopping.

## Across



9. Dogs \_\_\_\_\_ to talk.
10. A baby dog is called a \_\_\_\_\_.
11. Never go near a dog that is \_\_\_\_\_ at you.
12. All houses with outdoor dogs should have a \_\_\_\_\_ around the yard to keep them from running away.
13. Always give your dog fresh \_\_\_\_\_ every day.
14. Newborn puppies are born with their \_\_\_\_\_ closed.
15. When your dog needs its annual checkup, you take it to the \_\_\_\_\_.
16. A \_\_\_\_\_ goes around a dog's neck.
17. Always put a \_\_\_\_\_ on your dog when taking him out for a walk.

Which of these dogs is ready to play?



Answer: F) The dog is in the downward dog pose, with his bottom up in the air and front low to the ground. This means he wants to play.


Spot the differences (there are 13)!





**Staring into a dog's eyes can make him think you are trying to challenge him.**

**Never look at a dog directly in the face, especially with dogs you do not know.**



# Fun Facts

**The LARGEST dog breed is the Irish Wolfhound and the smallest is the Chihuahua.**

Dogs can smell about 1000 times better than humans.

**DOES YOUR DOG EVER TURN AROUND THREE TIMES BEFORE GOING TO SLEEP? IT IS PART OF A DOG'S INSTINCT TO DO THAT! WILD DOGS USED TO DO IT TO FLATTEN THE GROUND BEFORE SLEEPING ON IT.**

Dogs can sweat only between their toes.

**You have five senses: touch, taste, sight, hearing, and smell. Guess which sense dogs develop first? Touch!**

*Greyhounds are the fastest dogs on Earth.*

**MOLLY AND MAGGIE ARE THE MOST POPULAR GIRL DOG NAMES. THE MOST POPULAR BOY DOG NAMES ARE MAX AND JAKE.**

**There are over 800 breeds of dogs.**

*Dalmatians are born completely white.*




The Veterinary Public Health Section  
of the  
California Department of Public Health  
Certifies

as a

**Dog Safety Expert**

On the \_\_\_\_\_ Day of \_\_\_\_\_ In the Year \_\_\_\_\_

Parent Signature: \_\_\_\_\_





California Department of Public Health  
Infectious Diseases Branch  
Veterinary Public Health Section



March 2018

<https://www.cdph.ca.gov/Programs/CID/DCDC/Pages/VPHS.aspx>



*Don't Let the Dogs Bite* developed by: Curtis Fritz, DVM, PhD; Daniela Muhawi; Claudia Erickson, MS, CHES®

