

# Harry potter Book Night 2022

## Activity pack



# Nimbus 2022 Craft Instructions

## MATERIALS NEEDED:

- Sticks or Pencils
- Glue Tape
- Tissue Paper
- Twine
- Scissors (not provided)

### 1. Unpack your kit.

- In your kit, you should have- a stick, 12" of double sided glue tape, tissue paper (cut to 12"x3"), and 12" of gold twine.

### 2. Add your glue tape to the tissue paper at the long end.




### 3. Along the long end, opposite where you put the tape, cut lines along the entire length the paper up to about 1/4" from the tape line.

- Cut a small piece of tape and save for when wrapping the string.

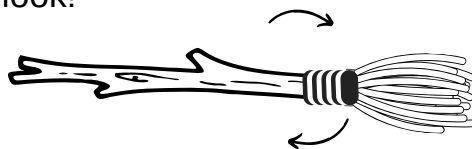


### 4. Roll the paper on an end of the stick.

- Add more cuts to make the fringe more fluffy



### 5. Once wrapped, add the saved strip of tape and begin wrapping the twine to finish it up and complete you look!



### 6. That's it! Make it into an ornament, keychain, or anything you like!



# Instrucciones de artesanía para Nimbus 2022

## MATERIALES NECESITADOS:

- Palos o Lápices
- Cinta adhesiva
- Papel de China
- Cordón
- Tijeras (no provistas)

### 1. Desempaque su equipo.

- En su kit, debe tener: un palo, 12" de cinta adhesiva de doble cara, papel de China (cortado a 12"x2") y 12" de cordón dorado.

### 2. Agregue su cinta adhesiva al papel de seda en el extremo largo.




### 3. A lo largo del extremo largo, opuesto a donde colocó la cinta, corte líneas a lo largo de todo el papel hasta aproximadamente 1/4" de la línea de la cinta.

- Corta un pequeño trozo de cinta y guárdalo para cuando envuelvas la cordón.



### 4. Enrolle el papel en un extremo del palo.

- Añade más cortes para que el flequillo quede abundante.



### 5. Una vez envuelto, agregue la tira de cinta adhesiva y comience a envolver el cordón para terminarlo y completar su apariencia.



### 6. ¡Eso es todo! ¡Conviértelo en un adorno, un llavero o lo que quieras!



CAN YOU UNSCRAMBLE THE NAMES OF  
THESE PLACES THAT ARE CONNECTED TO  
THE FLOO NETWORK?

1. PSSREROFO DBURIMSEG FCOIFE
2. DGRORIYFNF MOMOCN RMOO
3. MNISYRIT FO MICGA
4. GDIOAN LAYEL
5. RONGBI NAD UBRESK
6. TEH WBURRO
7. LEVTWE MIDUGMALR PALEC
8. FORU EVTRPI DIRVE





# Magical Transportation

CAN YOU MATCH THE CLUE TO THE MAGICAL MODE OF TRAVEL?

1. Costs eleven Sickles from Magnolia Crescent to London
2. The workers' entrance to the Ministry of Magic
3. Professor McGonagall confiscates this broomstick from Harry in his third year
4. How Harry, Ron, Ginny and Professor Lockhart exit the Chamber of Secrets
5. Comes to Harry's rescue when he's confronted by Professor Quirrell in the Forbidden Forest
6. The visitors' entrance to the Ministry of Magic
7. A Muggle invention that's been enchanted by Mr Weasley
8. Ron is rewarded with this broomstick when he's made Prefect
9. This creature was trapped beneath Gringotts and fought its way out while carrying Harry, Ron and Hermione on its back
10. Hagrid brought this magical creature to his first ever Care of Magical Creatures class
11. Lucius Malfoy buys this broomstick for each member of the Slytherin Quidditch team in Draco's second year
12. Invisible to everyone but those who have seen death
13. Professor Umbridge monitors this method of transport in Harry's fifth year
14. Harry's first ever broomstick
15. A discreet way to travel to the Quidditch World Cup
16. Once a common method of family transport until it was banned

Nimbus Two Thousand

Portkey

Slyling carpet

Hippogriff

Nimbus Two Thousand and One

Thestrals

Sloo Network

The Knight Bus

Toilet

Firebolt

Phoenix

Centaur

A phone box

Slyling Ford Anglia

Cleansweep Eleven

Ukrainian Ironbelly dragon



# Harry Potter



## WORD SEARCH

D R A Z I W X G Y E D M O W V E G H H R  
 F U M A D E Y E O V I U A D L E C N E R  
 L U P I N H Y J F S R N M L P T L T M O  
 M C G O N A G A L L D O I B I P T P S N  
 Y P I X B G J V A H O V J D L O W I S W  
 B E A R N R A N M L E C D U P E R X L E  
 B X M A C I Q K O N T I X Y S I D E S A  
 O W I V P D J Y C O U W R L U S O O T S  
 D X R E H F G Z A Q Y R Y S A P S N R L  
 R O D N I F F Y R G A T E S N O R W A E  
 C K X C X R F U D H H V J N R A E P W Y  
 V X S L Y E Y B P E E Z O T O E P M G E  
 U J J A L E O U R E Y D I L B I N E O V  
 K C Y W B B L I M N L N W A D F M O H N  
 M M J W P R N G N Q G F Z I D E S R U C  
 A Z N K R E P I G H F Z F Y G T M X E T  
 G O O W A T G K A U C J K U A N P O N H  
 I F F W X T W T K B M D Y Y H I D Z R E  
 C A B K J U B E L L A T R I X Z U S E T  
 V P E I Y B S R O T N E M E D Y M S C R

BELLATRIX  
 BUTTERBEER  
 DEMENTORS  
 DOBBY  
 DRACO MALFOY  
 DUMBLEDORE

GINNY  
 GRYFFINDOR  
 HAGRID  
 HARRY POTTER  
 HEDWIG  
 HERMIONE

HOGWARTS  
 HUFFLEPUFF  
 LUPIN  
 MAD-EYE  
 MAGIC  
 MCGONAGALL

MUGGLE  
 NEVILLE  
 QUIDDITCH  
 RAVENCLAW  
 RON WEASLEY  
 SIRIUS



SLYTHERIN  
 SNAPE  
 SORTING HAT  
 VOLDEMORT  
 WAND  
 WIZARD








*Help*  
**Nearly Headless Nick**  
*Navigate the moving staircases to the*  
**GRYFFINDOR**  
*Common Room!*











*Help*  
**the Fat Friar**  
*find the*  
**HUFFLEPUFF**  
*Common Room!*








Help  
the  
**Bloody Baron**  
Stumble  
upon the  
**SLYTHERIN**  
Common Room!






Help  
the Grey Lady  
Reach the  
Ravenclaw  
Common Room!





# Harry Potter



# First Broom Ride

Standing in the (noun) , Harry (adverb) walks up the the (noun) lying on the (noun) . He wanted to (verb) so much! He held out his (noun) and (adverb) (verb) , “Up!”. To his (noun) , the (adjective) broom (adverb) flew up into his (noun) .

Harry (adverb) gripped the (noun) . Oh, the (adjective) feeling of (noun) ! After being taunted by (Harry Potter character) , Harry (verb) his (noun) , pushes off, and (verb) into the air. Much to his disbelief, flying on a (noun) is easier than he thought it would be. Such (noun)! Harry (adverb) feels comfortable on the (adjective) broom and shows his (adjective) skill.

Standing in the \_\_\_\_\_ , Harry \_\_\_\_\_ walks up the the \_\_\_\_\_ lying on the \_\_\_\_\_. He wanted to \_\_\_\_\_ so much! He held out his \_\_\_\_\_ and \_\_\_\_\_ , “Up!”. To his \_\_\_\_\_ , the \_\_\_\_\_ broom \_\_\_\_\_ flew up into his \_\_\_\_\_ .

Harry \_\_\_\_\_ gripped the \_\_\_\_\_. Oh, the \_\_\_\_\_ feeling of \_\_\_\_\_ !

After being taunted by \_\_\_\_\_ , Harry \_\_\_\_\_ his \_\_\_\_\_ , pushes off, and \_\_\_\_\_ into the air. Much to his disbelief, flying on a \_\_\_\_\_ is easier than he thought it would be. Such \_\_\_\_\_ ! Harry \_\_\_\_\_ feels comfortable on the \_\_\_\_\_ broom and shows his \_\_\_\_\_ skill.



# The Sorting Hat

It sits there on a (noun) , waiting for all the (ordinal number) years to (verb) .  
With a (adjective) (adjective) appearance, the Sorting Hat (adverb) looks  
forward to determining which Hogwart's (noun) each student will belong to.

Humming a ( adjective) tune, the Sorting Hat (verb) the ( adjective) song that it  
has been (verb) on for an entire (noun) . It can't (verb) to share its ( adjective)  
message that will surely (verb) all of Hogwarts have an ( adjective) year.

Will the (plural noun) be nervous? What will they (verb) to it? Who will be in  
(proper noun) ? Who is (adjective) and will be in Gryffindor? Smart and  
serious- (proper noun) for sure! Oh, and those (plural proper noun) ! All will  
(verb) very soon!

It sits there on a \_\_\_\_\_, waiting for all the \_\_\_\_\_ years to \_\_\_\_\_.  
With a \_\_\_\_\_ appearance, the Sorting Hat \_\_\_\_\_ looks  
forward to determining which Hogwart's \_\_\_\_\_ each student will belong  
to.

Humming a \_\_\_\_\_ tune, the Sorting Hat \_\_\_\_\_ the ( adjective) song  
that it has been \_\_\_\_\_ on for an entire \_\_\_\_\_. It can't \_\_\_\_\_ to  
share its \_\_\_\_\_ message that will surely \_\_\_\_\_ all of Hogwarts have  
an \_\_\_\_\_ year.

Will the \_\_\_\_\_ be nervous? What will they \_\_\_\_\_ to it  
Who will be in \_\_\_\_\_? Who is \_\_\_\_\_ and will be  
in Gryffindor? Smart and serious- \_\_\_\_\_ for sure!  
Oh, and those \_\_\_\_\_! All will \_\_\_\_\_ very soon!





# Spell & Charm Matching Game

MATCH EACH SPELL OR CHARM TO ITS EFFECT!

Expelliarmus

aparecium

tarantallegra

vingardium leviosa

lumos

incendio

evanesco

alohomara

crucio

morsmorde

accio

nox

obliviate

avara kedavara

aguamenti

protego

intense pain

summoning

dark mark

wand-extinguishing

killing

unlocking

dancing feet

levitation

disarming

shield

forgetting

fire-making

water-making

vanishing

revealing

wand-lighting



# Answer Sheet

## A SCRAMBLED FLOO NETWORK

1. PROFESSOR UMBRIDGE'S OFFICE
2. GRYFFINDOR COMMON ROOM
3. MINISTRY OF MAGIC
4. DIAGON ALLEY

5. BORGIN AND BURKES
6. THE BURROW
7. TWELVE GRIMMAULD PLACE
8. FOUR PRIVET DRIVE

## MAGICAL TRANSPORTATION

- |                   |                                 |                         |
|-------------------|---------------------------------|-------------------------|
| 1. The Knight Bus | 7. Flying Ford Anglia           | 12. Thestrals           |
| 2. Toilet         | 8. Cleansweep Eleven            | 13. Floo Network        |
| 3. Firebolt       | 9. Ukrainian Ironbelly dragon   | 14. Nimbus Two Thousand |
| 4. Phoenix        | 10. Hippogriff                  | 15. Portkey             |
| 5. Centaur        | 11. Nimbus Two Thousand and One | 16. Flying carpet       |
| 6. A phone box    |                                 |                         |

## WHO SAID IT?

- |                     |                       |                    |
|---------------------|-----------------------|--------------------|
| 11. Ron Weasley     | 5. Mrs Weasley        | 9. George Weasley  |
| 2. Hermione Granger | 6. Professor Lockhart | 10. Cedric Diggory |
| 3. Draco Malfoy     | 7. Wilkie Twycross    |                    |
| 4. Luna Lovegood    | 8. Hagrid             |                    |



Dallas Public  
**LIBRARY**



Don't forget to register for Harry Potter Book Night 2022 programs! Register with the QR code below.

*February 3 from 6:30 to 8:30 p.m.*

- 6:30 p.m.- **Escape Gringotts** in this virtual video game-inspired choose your own adventure escape room for
  - Children and Teens (no spoilers in this program)
- 7:30 p.m.- **Who Said It?**- lines from Harry Potter and the Sorcerers/Philosophers Stone.
  - For Children and Teens
- 8:00 p.m. -**Harry Potter Trivia**
  - Teens and Adults (may contain spoilers)

