

Picasso Pumpkins Activity

Students will use the attached sheets to color and cut out a pumpkin outline. Students will then color in a set of Jack-O-Lantern face pieces to glue on their pumpkin. Encourage students to be creative and create a colorful pumpkin. When finished coloring and cutting out shapes, students will glue the pumpkin parts onto a paper plate (see example below). Fun activity for fall!



Fun Books and Read-Alouds to go along with the activity:

[Pumpkins!](#)

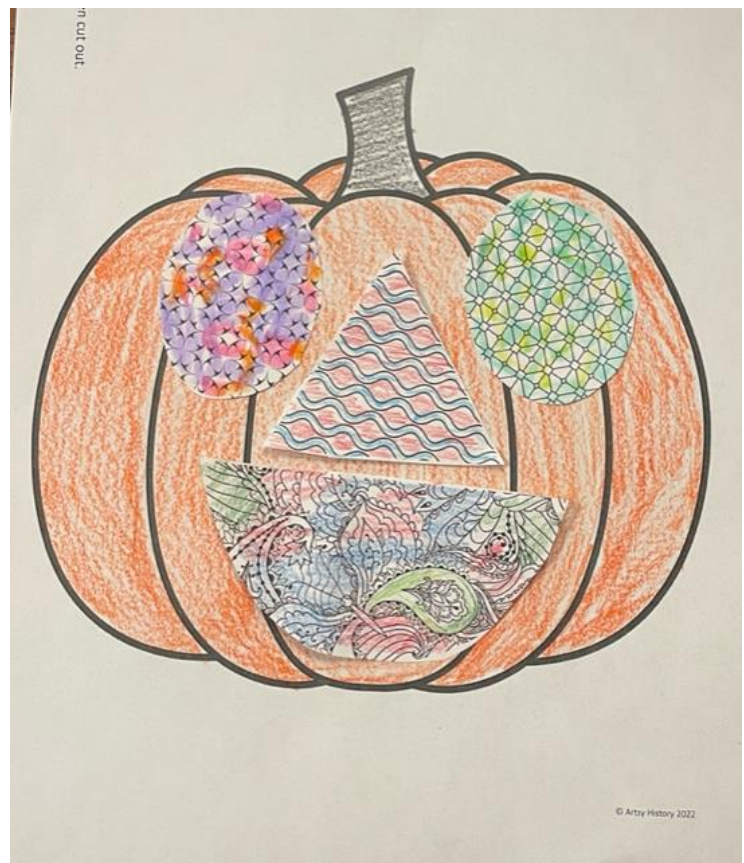
[Run Away Pumpkin](#)

[Pumpkin Soup](#)

[Too Many Pumpkins](#)

[Pumpkin Town](#)





[25 Fun Facts About Pumpkins!](#)




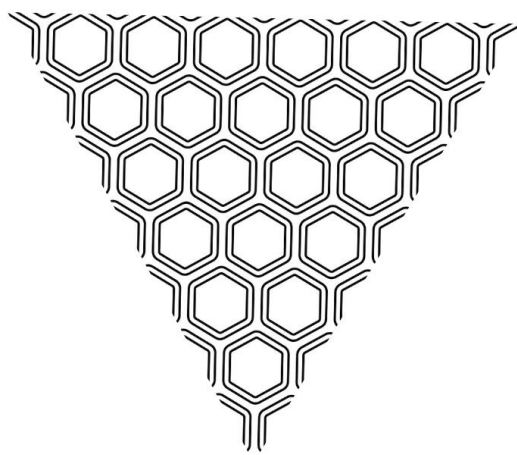
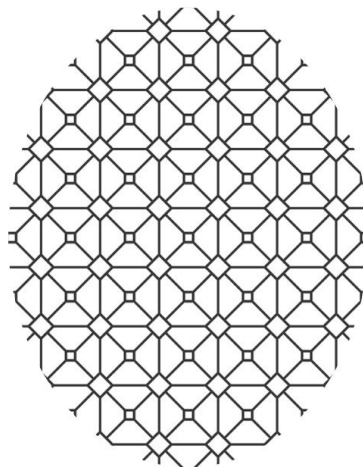

Color then cut out.



Color, then cut out each shape...



Color, then cut out each shape...



Color, then cut out each shape...

