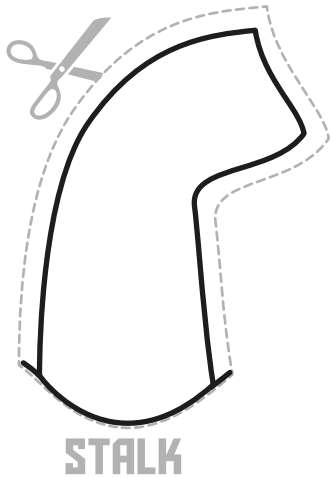


# BUILD A JACK-O'-LANTERN

## INSTRUCTIONS

Follow the dotted trim guides to cut out your pumpkin and glue on the stalk. Color in and draw on a face, or choose from the pick & mix options on the following pages.



## HISTORY OF THE JACK-O'-LANTERN

The tradition of carving vegetable lanterns has been around for hundreds of years. Originally, people carved turnips or potatoes.

The name “Jack-o’-Lantern” comes from an old Irish folktale about a man named Jack who tricked the devil. People started carving lanterns to scare away Jack and other evil spirits during Halloween.

PUMPKIN













Glue the  
stalk here

## ACTIVITY IDEA

Use this template to plan a design before carving a real pumpkin

# JACK-O'-LANTERN EYES



# JACK-O'-LANTERN MOUTHS

